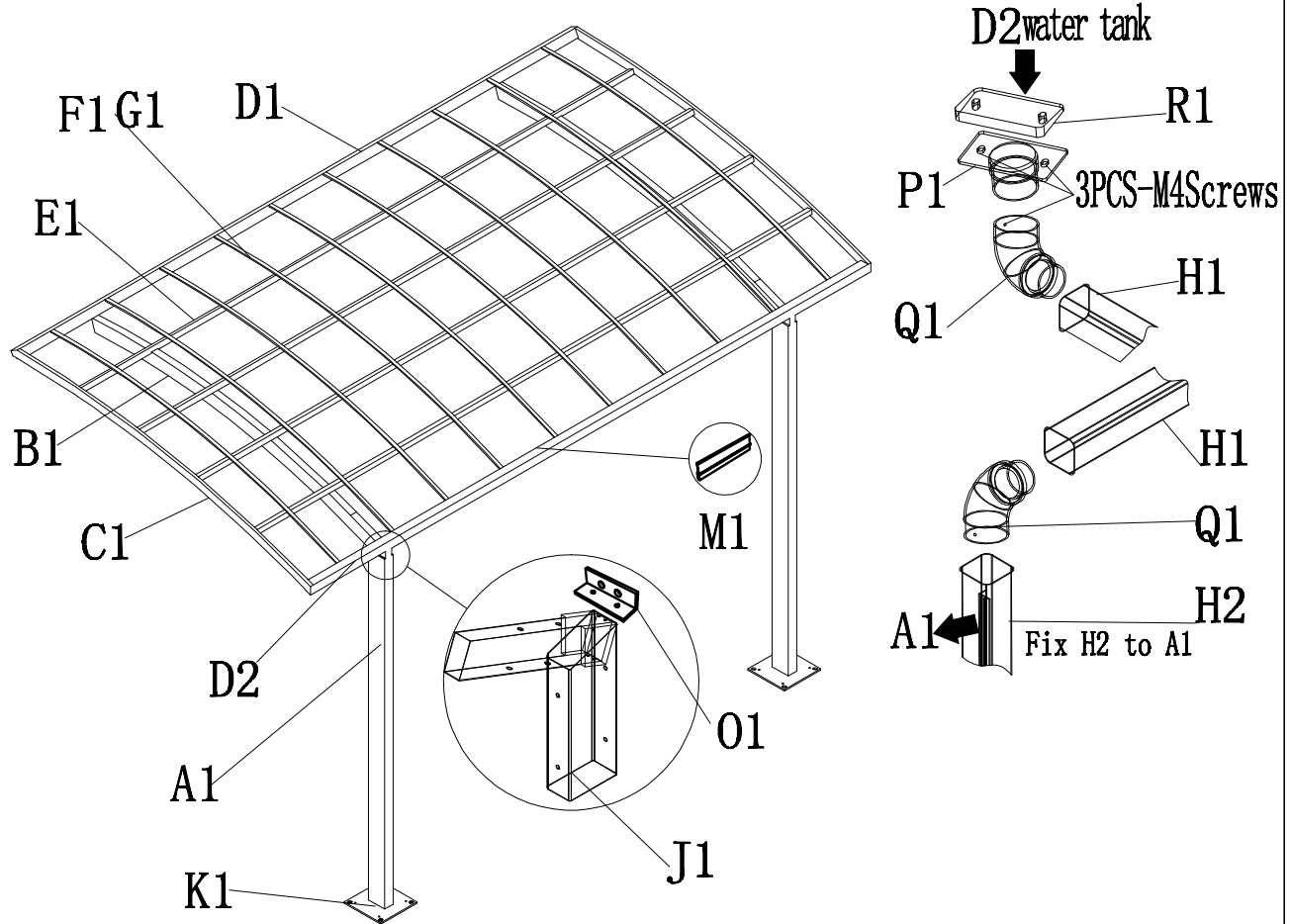


Carport Structure



Carport Feature

High strength aluminum alloy frame, the Surface treatment for electrostatic powder coating, has good corrosion resistance


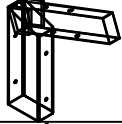

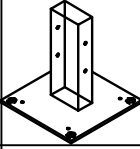












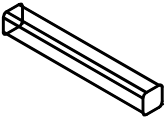


The Polycarbonate board is a Energy saving and environmental protection material. it has Light transmission, UV-Protection, weatherability, sound insulation, fire retardancy and impact resistance.

Connector with Hot-dip galvanized steel insert.

Carport Size (mm)

L5500*W2800	L5500*W3100
L5500*W3500	L5500*W4000
L6000*W2800	L6000*W3100
L6000*W3500	L6000*W4000

Parts List

Number	Name	Specifications	Graphic	Number	Name	Specifications	Graphic
A1	Socle	168X88		J1	Fittings	470X560	
B1	Big Bend beam	110X60		K1	Skirting board	300X300	
C1	Small Bend beam	84X66		L1	Screws	A package	
D1	Front tube	68X68.5		M1	Press board	50X200	
D2	Water tank	70X74		O1	Triangle board	20X20	
E1	Small beam	70X74		P1	Pipe connector	80X45	
F1	Top board	40X4		Q1	Elbow	80X45	
G1	under board	40X4		R1	ABS	80X45	
H1	sewer pipe 1	38.5X38.5					
H2	sewer pipe 2	38.5X38.6					
I1	Sun visor	2.5MM					

Carport Function

N01. Avoid the raining & self-cleaning

N02. UV protection

N03. Inhibit temperature rise inside the car

N04. Frost and snow protection

N05. Rust and antiscaling protection

Installation Steps

Before assembly

- Please contrasting the packing list, check if all parts and materials are complete, and whether the size is fit in with installation standard.
- If there is lack of accessories, materials, or not in the right sizes, please contact the supplier.
- The carport is recommended to be installed by 2 people, with a total installation time of at least 3 hours.
- The required installation tools include: 3M ladder 1, M10 wrench (adjustable wrench is recommended).
- Must be installed on a rugged, flat place. (such as concrete floor, asphalt surface)

